
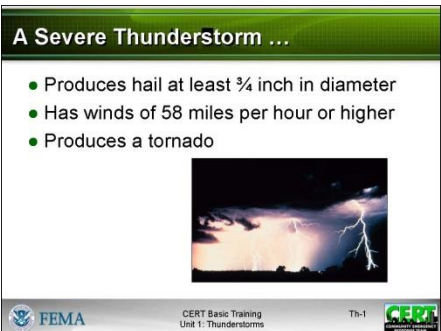
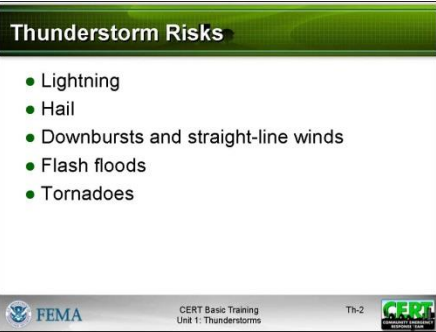




Severe Thunderstorms

INSTRUCTOR GUIDANCE	CONTENT
<div data-bbox="237 466 675 793">A slide thumbnail with a green header containing the text "Severe Thunderstorms" and a small CERT logo. Below the header is a collage of images showing people and a car. The main body of the slide is white with the text "CERT Basic Training Hazards" and logos for FEMA and citizen*corps.</div> <p data-bbox="237 831 513 865">Display Slide Th-0</p> <div data-bbox="237 898 675 1226">A slide thumbnail with a green header containing the text "A Severe Thunderstorm ...". Below the header is a bulleted list: "• Produces hail at least 3/4 inch in diameter", "• Has winds of 58 miles per hour or higher", and "• Produces a tornado". Below the list is a photograph of a lightning storm at night. The footer contains FEMA, CERT, and slide information: "CERT Basic Training Unit 1: Thunderstorms Th-1".</div> <p data-bbox="237 1264 509 1297">Display Slide Th-1</p> <p data-bbox="237 1335 675 1411">http://earthobservatory.nasa.gov/Newsroom/NasaNews/Releaselimages/20050111/02_thunderstorm_night.jpg</p>	<p data-bbox="704 474 1110 508"><i>Severe Thunderstorms</i></p> <p data-bbox="704 567 1494 672">Explain that, while all thunderstorms are dangerous, the National Weather Service (NWS) defines a <u>severe thunderstorm</u> as one that:</p> <ul data-bbox="704 693 1451 865" style="list-style-type: none">▪ Produces hail at least three-quarters of an inch in diameter.▪ Has winds of 58 miles per hour or greater.▪ Produces a tornado. <p data-bbox="704 886 1484 1029">Tell the group that thunderstorms may occur singly, in clusters, or in lines. Some of the most severe weather occurs when a single thunderstorm affects one location for an extended time.</p>

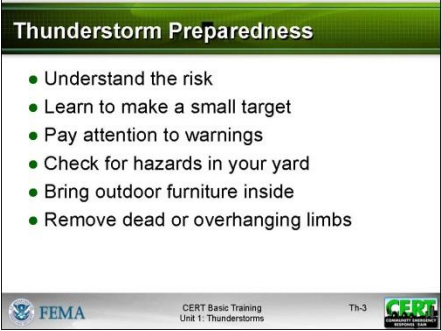
**COMMUNITY EMERGENCY RESPONSE TEAM
SEVERE THUNDERSTORMS**

INSTRUCTOR GUIDANCE	CONTENT
<div data-bbox="240 359 673 688"></div> <p data-bbox="240 724 511 756">Display Slide Th-2</p> <p data-bbox="240 793 641 861">Lightning will be covered in more detail in a few minutes.</p> <div data-bbox="240 1449 316 1522"></div> <p data-bbox="240 1554 641 1627">Allow the participants time to respond.</p>	<p data-bbox="706 359 1331 430">Explain that the risks associated with severe thunderstorms include:</p> <ul data-bbox="706 451 1502 1207" style="list-style-type: none"><li data-bbox="706 451 1502 661">▪ <u>Lightning</u>. Although most victims of lightning strikes do survive, 75 to 100 people in the United States are killed each year by lightning—more than are killed each year by tornadoes. Lightning also causes an estimated 5 billion dollars in economic losses each year in the United States.<li data-bbox="706 682 1502 829">▪ <u>Hail</u>. Hail can be smaller than a tear or as large as a softball and can cause destruction to automobiles, glass surfaces, roofs, plants, and crops. Pets and livestock are particularly vulnerable to hail.<li data-bbox="706 850 1502 997">▪ <u>Downbursts and straight-line winds</u>. Thunderstorms can produce winds as high as 150 miles per hour, strong enough to flip cars, vans, and trucks. These winds can have disastrous effects on air travel.<li data-bbox="706 1018 1502 1123">▪ <u>Flash floods</u>. Heavy rain from thunderstorms can cause flash flooding. Flash floods are the number one cause of death associated with thunderstorms.<li data-bbox="706 1144 1502 1207">▪ <u>Tornadoes</u>. Some thunderstorms may spawn tornadoes. <p data-bbox="706 1260 1502 1407">Remind the group that the National Weather Service (NWS) Storm Prediction Center issues watches and warnings of hazardous weather, including severe thunderstorms. Keep your NOAA Weather Radio handy!</p> <p data-bbox="706 1449 1461 1554">What is the difference between a Severe Thunderstorm Watch and a Severe Thunderstorm Warning?</p>

**COMMUNITY EMERGENCY RESPONSE TEAM
SEVERE THUNDERSTORMS**


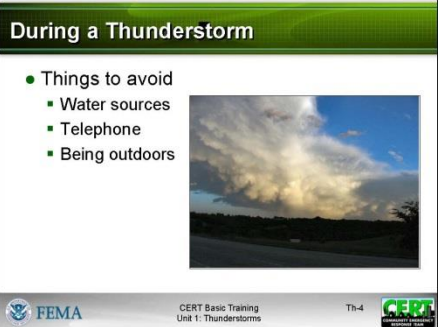
INSTRUCTOR GUIDANCE	CONTENT
<p>Because different communities have different warning systems, take time at this point to discuss how your community issues severe thunderstorm warnings.</p> <p>Explain the NWS “30/30” lightning rule. If the time delay between seeing lightning and hearing thunder is less than 30 seconds, there is a risk of a lightning strike. Stay indoors for 30 minutes after hearing the last clap of thunder.</p>  <p>Allow the participants time to respond.</p>	<p>Explain that:</p> <ul style="list-style-type: none">▪ A <u>watch</u> is issued when severe thunderstorms are possible in and near the watch area. Citizens should be alert for approaching storms.▪ A <u>warning</u> is issued when severe weather has been reported by spotters or indicated by radar. Warnings indicate imminent danger to life and property to those in the path of the storm. <p>Lightning</p> <p>Stress that lightning often strikes outside areas of heavy rain and can occur as far as 10 miles away from any rainfall.</p> <p>Emphasize that the participants <u>are in danger from lightning if they can hear thunder</u>. In fact, more than 50 percent of lightning deaths occur <u>after</u> the thunderstorm has passed.</p> <p>How can you prepare for severe thunderstorms?</p>

**COMMUNITY EMERGENCY RESPONSE TEAM
SEVERE THUNDERSTORMS**


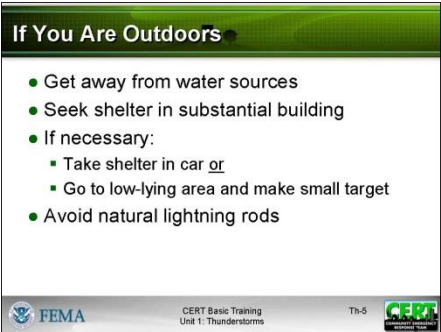
INSTRUCTOR GUIDANCE	CONTENT
 <p>Thunderstorm Preparedness</p> <ul style="list-style-type: none">• Understand the risk• Learn to make a small target• Pay attention to warnings• Check for hazards in your yard• Bring outdoor furniture inside• Remove dead or overhanging limbs <p>FEMA CERT Basic Training Unit 1: Thunderstorms Th-3</p>	<p>Stress that there <u>is</u> a need to prepare for severe thunderstorms and there <u>are</u> steps that they can take.</p> <p>Emphasize key steps in thunderstorm preparedness:</p> <ul style="list-style-type: none">▪ <u>Understand the risk</u>. Severe thunderstorms can occur year-round and at any hour. Take time to learn about the severe thunderstorm risk in your area—including whether and how often severe thunderstorms are accompanied by tornadoes.▪ <u>Learn to make a small target</u>. Practice squatting low to the ground, making the smallest target possible while minimizing contact with the ground.▪ <u>Pay attention to warnings</u>. Use a NOAA Weather Radio with a tone-alert feature or listen to local radio or television for Emergency Alert System (EAS) broadcasts. Learn the community’s warning system and <u>never ignore warnings</u>. <p>Suggest that participants also take measures to protect their property, including those measures that are required for high wind:</p> <ul style="list-style-type: none">▪ <u>Check for hazards in your yard</u>. Be aware of potential lightning rods – swing sets, trees, etc.▪ <u>Bring outdoor furniture inside</u> or otherwise secure it to keep it from blowing. Small objects can become deadly projectiles in a high wind.▪ <u>Remove dead or overhanging limbs</u> from trees and shrubbery. Strategically remove branches to allow the wind to pass through. Strong winds can break weak limbs and carry them at high speed, causing damage to property or injury to humans and animals. And lightning can and will strike the weakest part of a tree.

Display Slide Th-3



**COMMUNITY EMERGENCY RESPONSE TEAM
SEVERE THUNDERSTORMS**

INSTRUCTOR GUIDANCE	CONTENT
<p data-bbox="240 604 316 674"></p> <p data-bbox="240 709 646 779">Allow the participants time to respond.</p> <div data-bbox="240 930 675 1255"></div> <p data-bbox="240 1293 513 1329">Display Slide Th-4</p> <p data-bbox="240 1367 669 1430">www.crh.noaa.gov/.../thunderstorm2.jpg</p>	<p data-bbox="706 363 1510 541">If the community is at high risk for severe thunderstorms, or if sections of the community are particularly vulnerable, suggest that participants living in those areas purchase and install lightning rods. Lightning detectors can also help protect you.</p> <p data-bbox="706 600 1300 667">What should you <u>avoid</u> during a severe thunderstorm?</p> <p data-bbox="706 825 1510 888">Summarize the discussion using the information from the slide.</p> <p data-bbox="706 936 1398 999">Be sure to stress that, during a thunderstorm, the participants should avoid:</p> <ul data-bbox="706 1024 1510 1451" style="list-style-type: none"><li data-bbox="706 1024 1510 1161">▪ <u>Water sources</u>. If boating or swimming, get to land immediately. Stay away from bodies of water and wet sand. If indoors, stay away from running water. Electricity from lightning can travel through plumbing.<li data-bbox="706 1186 1510 1323">▪ <u>The telephone</u>. Electricity from lightning can also travel through phone lines. Note that cell phones are considered safe to use indoors, though there is some risk when used outdoors during a storm.<li data-bbox="706 1348 1510 1451">▪ <u>The outdoors</u>. A sturdy building is the safest place to be during a severe thunderstorm. Avoid unprotected areas and unprotected shelters in open areas. <p data-bbox="706 1476 1510 1686">Suggest that participants turn off air conditioning and appliances. Electricity from lightning can enter a room through appliances. Also, turning off and unplugging appliances can eliminate the risk of damage from surges that accompany lightning strikes in close proximity to the home.</p>


COMMUNITY EMERGENCY RESPONSE TEAM
SEVERE THUNDERSTORMS

INSTRUCTOR GUIDANCE	CONTENT
 <p>Allow the participants time to respond.</p>  <p>Display Slide Th-5</p>	<p>What should you do if you get caught outside during a severe thunderstorm?</p> <p>Summarize the discussion by making the points shown in the slide.</p> <p>Reinforce that, if caught outdoors in a severe thunderstorm, the participants should:</p> <ul style="list-style-type: none">▪ <u>Avoid water sources.</u> Get out of pools or lakes. Get off the beach.▪ <u>Seek shelter</u> in a substantial, permanent, enclosed structure. <u>Avoid unprotected shelters, such as golf carts and baseball dugouts.</u> Remember that isolated shelters in otherwise open areas are a target for lightning. Temporary shelters, such as gazebos, are subject to being blown in a strong wind and offer little protection from hail.▪ If there are no permanent shelters within reach, <u>take shelter in a car.</u> Keep all windows closed and do not touch anything that is metal. If in the woods, find an area that is <u>protected by low trees</u> (not a single tall tree in the open). As a last resort, go to a low-lying area, away from trees, poles, and metal objects. (Avoid areas that are subject to flooding.) Squat low to the ground, and place your hands on your knees with your head between them. Make as small a target as possible. <u>Do not lie flat on the ground.</u>▪ <u>Avoid natural lightning rods,</u> such as golf clubs, tractors, fishing rods, and camping equipment. Lightning is <u>attracted</u> to all of these items.

COMMUNITY EMERGENCY RESPONSE TEAM
SEVERE THUNDERSTORMS

INSTRUCTOR GUIDANCE	CONTENT
 <p>Allow the participants time to respond.</p>	<p>What should you do if you're driving in a severe thunderstorm?</p> <p>Be sure to include the following points in the discussion:</p> <ul style="list-style-type: none">▪ <u>Pulling safely to the side of the road</u>, keeping a good distance from trees or other tall objects that could fall on the vehicle, and ensuring that the emergency flashers are on.▪ <u>Avoiding contact with metal surfaces</u> inside the vehicle.▪ <u>Avoiding flooded roadways</u>. Most flood fatalities are caused by people attempting to drive through high water. The depth of water is not always obvious. The roadbed may be washed out or rapidly rising water could stall the engine or engulf the vehicle.
 <p>Allow the participants time to respond.</p>	<p>What should you be careful with following a thunderstorm?</p> <p>Be sure to cover the points below in the discussion:</p> <ul style="list-style-type: none">▪ <u>Listen to EAS</u> for updated information. Some areas may be inaccessible and there may be damage in others. Local EAS broadcasts will provide current information on continuing risks and protective measures to take.▪ <u>Avoid storm-damaged areas</u>. These areas are not safe immediately following a severe thunderstorm. Entry may increase personal risk and interfere with professional responders.▪ <u>Watch for fallen power lines and trees</u>, and report them immediately.

**COMMUNITY EMERGENCY RESPONSE TEAM
SEVERE THUNDERSTORMS**

INSTRUCTOR GUIDANCE	CONTENT
	<p>Does anyone have additional questions, comments, or concerns about severe thunderstorms?</p>