

Course Objectives

Participants will learn:

- To identify suspicious activities
- What types of suspicious activities and individuals should be reported
- How to specifically report suspicious activities

2

Why report suspicious activity?

3



Citizens play an integral role

- Citizens play an integral role in protecting their community
- Law enforcers alone cannot be aware of all of the activities that are occurring in a community
- Citizens have an advantage in knowing their own neighborhoods and defining what activities are "unusual" and should be reported

4



Safety First!

- ***Never place yourself or others in harm's way in order to gain information***
- Stay in a safe location
- Write down as much information as possible, noting how many people are involved, if anyone is injured, and descriptions of individuals and vehicles that are involved



5




"Street Smarts"




6

“Gut Reaction”



7


Confused about what to report?



8

What is “Suspicious Activity”?


Suspicious activity can refer to incidents, events, individuals, or circumstances that seem unusual or out of place.



9

Remember...

A quick and accurate description of events, vehicles, and persons can make the difference in apprehending a potential criminal. Any type of activity or circumstance that seems unusual should be reported.



10

What to Report

- Suspicious activities, people and vehicles
- Illegal activities
- Unusual events or incidents
- Dangerous situations



11

Reporting Suspicious Persons



12



Reporting Persons

- Gender – male or female
- Race – white, black, Asian, Hispanic, etc.
- Age
- Height and weight
- Hair color and style
- Complexion – skin tone, imperfections
- Speech – accent, slurred, vulgar
- Scars, tattoos, facial hair, glasses
- General appearance – dirty, well-groomed
- Clothing – color, style, shoes, jewelry

13




Reporting Persons

- Describe the people pictured below





14




Reporting Vehicles

- Make – Ford, Chevrolet, Honda, etc.
- Model – Escort, Impala, pick-up truck
- Year
- Color
- License plate number and state
- Bumper stickers, damage or dents, lettering
- Direction of travel – “east on State street”
- Occupants – “one male and one female about high school age”

15

Reporting Vehicles

Describe the vehicles shown here.



16

Awareness

- Know your location at all times
- Be aware of the people around you
- Notice your immediate environment
- Do not take unnecessary risks
- Know where exits are located
- Recognize potential hazards
- Be prepared to remove yourself and others from harm

17

Know Your Surroundings




18



Beat / Community Familiarity




19



Reporting Locations

- Provide exact address if possible
- Provide cross streets or closest major intersection
- In rural areas, provide county road numbers or mile markers along state or federal highways
- Provide landmarks that can be recognized by law enforcers or emergency responders
- Describe the location with as much detail as possible


20



Calling all Americans

Calling all Americans *“soldiers in the war against terrorism,”* President Bush encouraged citizens to report suspicious activity and remain *“in a heightened state of alert for more terrorist attacks.”*

- October 30, 2001



21


Neighborhood Watch's Expanded Role



22

Terrorist Activities

- Deploying assets
- Acquiring supplies
- Dry run




23

Reporting Possible Terrorist Activities

- **Surveillance** - People measuring, photographing, or drawing diagrams of buildings
- **Intelligence gathering** - Strangers asking questions about building security or sensitive information not their business
- **Tests of security responses**
 - Attempts to access restricted areas
 - Unattended briefcase, package, backpack
 - Unexpected or unscheduled deliveries
- **Suspicious persons** - people who seem out of place or don't belong in a specific work area

24

What is suspicious here?



25

Reporting Suspicious Activities




26

Reporting Suspicious Activities


- Dial 9-1-1 for the police department or Sheriff's Office.
- Tell the call taker what happened and the exact location of the occurrence.
- Provide a detailed description of individuals or vehicles.
- Remain on the phone and stay calm.
- Be prepared to answer follow-up questions.

27




Non-Emergency Reports

- Non-emergency number for law enforcement
- Online reporting possibilities



28



Allow the Police to Help

If an incident, individual, vehicle or circumstance seems out of place or unusual or makes you feel uncomfortable, do not hesitate to call the police and report it. Let law enforcement make the decision on what response to take.

A concerned citizen's responsibility is to let the police help.

29
